

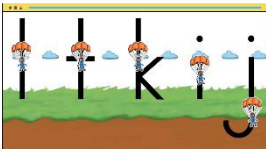
HANDWRITING HEROES!

VIDEOS



Lowercase letter clusters (5 videos)

The animations illustrate the shared stroke through music and movement.



Individual lowercase letter formations (26 videos)

Our playful heroes teach students how to form their letters through captivating stories, hilarious animations, and catchy songs. Each letter has a clever story that describes the stroke sequence.



Individual uppercase letters formations (26 videos)

Action words along with letter animations highlight the similarities and differences between the upper and lowercase letters. Students finger-trace the letters in the air.



Lowercase letter songs / Sing with Shannon (26 videos)

Learn the beginning sounds of the feature words and the sounds they make. Sign the letter, write it in the air



Number Formations 0 – 9 (10 videos)

Words that rhyme, make it easy to learn numbers zero to nine!



Starting Points (5 videos)

Did you know that most letters start on the middle line? This video reviews the starting points for the letters for each group of letters. It points out which letters are tall, and which are small.

VIDEOS




The Writing Lines

This video describes the "sky-clouds-grass-dirt" writing line concept and the direction that one writes (i.e., from left to right, and top to bottom).



Sky, grass, and dirt letters

This video explains where the letters start and end relative to the writing lines. It explores concepts of tall, small, and falling letters.



The Alphabet Song

Learn your ABCs by singing it, saying it, signing it, doing a monster voice, singing it super-fast, and saying it backwards!



b and d can't trick me

Learn to differentiate between the letters b and d by referencing their formations.



Get Ready to Write (26 videos)

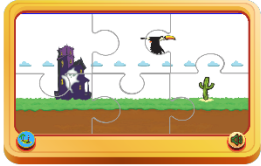
These upbeat videos provide cues to correctly position one's body and writing tools. It's a great way to start a writing activity or as a "re-set" to adjust poor posture or awkward pencil grips.

STUDENT GAMES



Videos

Watch the animated stories to discover WHY the letters are formed the way that they are.




The Writing Lines Puzzle

Connect the puzzle pieces and discover how the sky, grass and dirt elements relate to one another.



Narrate the letter actions

Use the built-in voice recorder to retell the story. Encourage the student to use the action words.



Online Whiteboard Writing

Use the touch screen or a mouse, to copy then write letters. The pen changes color each time you start a new stroke. Rainbow-write the letters on the writing lines or use the un-lined blackboard.



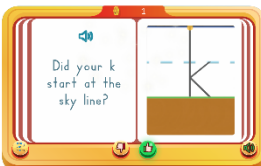
Letter Hockey

Match the hockey puck to its corresponding goal. Move as many pucks as possible within one minute.



Name that Letter

Identify the correct letter based on the clues provided before the animation ends.



Self-Assessments

Check that your letters are correctly formed and properly placed on the writing line.

STUDENT GAMES



Get Ready to Write

Position your paper, pencil, helping hand and sit up tall. These videos are differentiated for left- and right-handed writers.



Treasure Island: Find it

Click on the matching pair



Treasure Island: Say it

Say each letter sound.



Treasure Island: Trace it

Use your pointer finger to trace each letter in the air.



Treasure Island : Copy it

Write the word on your paper.



Treasure Island: Type it

Use the keys to type the word.

WORKBOOKS



Pre-K Printing

Inspire a love of letters through playful, multisensory activities. Pre-K Printing uses finger tracing, rainbow writing, and pin punching to jump start letter exploration.



Lowercase Workbook

The simplicity and clarity of this workbook disguises its exceptional value! By replacing mindless repetition with writing letter clusters, learning to write becomes a dynamic, engaging process that delivers immediate results.



Print Practice

Print Practice provides systematic instruction and guided practice, in multiple formats. Just 10 to 15 minutes of daily practice moves students toward mastery.



Alphabet Antics

Sequence the letters from a to z to improve alphabet writing fluency. The rows are segmented to match the melody of the alphabet song and picture icons provide phonetic cues.



Uppercase Workbook

The Uppercase Workbook teaches uppercase letters in relation to their lowercase counterparts. Students finger-trace the large letter model, and then practice writing uppercase, lowercase, and a fun alliterative sentence.



Numbers Workbook

Learn how to form numbers 0 to 9 with number rhyme stories that group the numbers into three groups based on their formation.



Ready, Set, Alphabet!

Ready, Set, Alphabet provides a quick summary for older students (second grade and up) to review their lowercase, uppercase, and number formations.



Especially for Lefty

Accommodate left-handed writers with letter formations that have slight variations for letters t and f.

ACTIVITIES



Say it, sign it, trace it!

These versatile cards can be used to cue letter formation, play word games, build three- or four-letter words, identify the beginning letter sounds and learn the ASL letter signs.



Finger Puppets

Eight adorable finger puppets can be used when finger tracing the Handwriting Heroes letters and numbers. Using large arm movements when air-writing or finger tracing involves multiple sensory receptors which facilitate kinesthetic learning.



Activity Cards

Laminate the Activity Cards for endless exploration: spell out the words; form play dough letters; shape pipe cleaners; place buttons, coins, or cheerios on top of the letter; trace the letter with a dry erase marker or make rainbow letters.




Letter Cards

Practice handwriting skills while playing word building games. This resource includes 32 double-sided letter cards, 4-word grids, 4 large letter boxes, and 5 activity ideas.



Crowns


Choose from 3 different crown designs to congratulate your handwriting heroes for a job well done! Kids love wearing their crowns once they have mastered a letter group, or when they have demonstrated their best effort.



The Handwriting Heroes Cast


Create manipulatives and games with the handwriting heroes' characters. This resource contains a 5 large A4-sized images of each character.

WALL CARDS



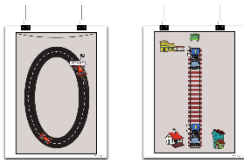
Lowercase Wall Cards

26 colorful, full-page lowercase letter letters to display in your classroom for easy reference.



Alphabet Wall Cards


26 colorful, full-page wall cards with large upper and lowercase letters, numbered-directional arrows and an alliterative sentence that emphasizes the letter sounds and describes the cartoon image.



Number Wall Cards

Large, colorful number images that can be used in a multitude of ways, such as tracing, and making playdoh letters.

WRITING PAPER



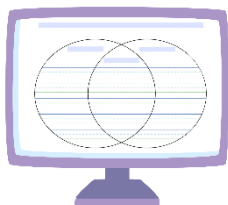
Three-Lined Handwriting Paper: Landscape and Portrait Orientation

Lined paper provides students with key information on where to start and end their letters.



Editable Writing Paper: Landscape and Portrait Orientation

Create worksheets in a flash! Make spelling lists, handwriting practice worksheets, sentence starters, editing activities, writing prompts, word banks, fill-in the blanks, name writing practice, etc., etc., etc. ... all while modeling correct writing form with the embedded Handwriting Heroes font.



Editable Three-Lined Graphic Organizers


Have you ever noticed that your students' handwriting deteriorates when using un-lined graphic organizers? This resource will keep them organized and legible! These printables are also customizable. Simply adapt the PDF to your teaching needs by typing in the highlighted fields before printing. There are 16 pages which can be tailored to create a multitude of graphic organizers.

DESK STRIPS



Desk Strips and Name Plates

Choose from 3 different designs of desk strips and 2 variations of nameplates that can be placed on your student's desk for easy reference.



Editable Name Plates: with lowercase only and both upper and lower case
Create up to 30 name plates in minutes! Just type your students' names, and the name plates are automatically generated. Name plates are a great way to model correct name writing. The names are printed on the Handwriting Heroes® unique “sky-clouds-grass-dirt” writing line.

GUIDES



Handwriting Goals and Objectives

An easy to reference set of goals and objectives relating to letter formation, spatial organization, writing speed, posture, hand dominance, pencil grasp, pencil pressure and use of the helping hand.



Letter Formation Guide

Letters and numbers with directional arrows demonstrating the sequence of strokes.



Parent Letters


Keep parents informed by sending out letters at the start of the week to brief them on what is being covered and how to reinforce the students learning.



Training Manual

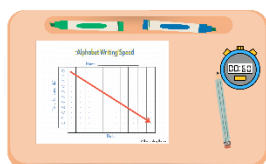
A growing resource that guides teachers with the implementation of the program.

ASSESSMENTS




Line-Picker Assessment

As students develop a more refined pencil grasp, their letters get smaller in size. Use the “Line Picker” Assessment Tool to quickly assess which line width is right for each student.



Alphabet Writing Speed

Once students have completed the lowercase letter groups, an excellent way to keep them motivated and to increase fluency is to chart their alphabet writing speed. This resource includes 9 graphs, as well as suggested speed guidelines for kindergarten through 3rd grade.



Data Collection Booklet

A quick and easy way to assess student progress on a weekly basis by having them write their letters without any visual models.



Google Sheet Pre- and Post-Assessment

Record data from the Quick Handwriting Assessment and the Data Collection Booklet on this form. Simply check the box if the student correctly forms the letter and tables are automatically generated.



The Quick Handwriting Assessment

Collect baseline data before starting the Handwriting Heroes program, and 5 or 6-weeks after completing the lowercase program. The screener focuses on positioning, lowercase letter formation, and copying speed and is completed in under 5 minutes!

HANDWRITING HEROES' FONT

The Handwriting Heroes Font uses a vertical manuscript style with a continuous stroke. Letters are formed with minimal lifting of the pencil from the paper which promotes left-to-right directionality and reduces reversals. There are six font variations:

